

Images are only for illustrative purposes and not an exact representation of the products, colors, or design. Some items shown are optional and available at an additional cost. Due to differences in printing and monitors, images and colors represented in the photographs may vary slightly from the actual products. Builder reserves the right to make substitutions in products and materials of equal or greater value. All items are subject to change without notice.

# Stoneridge 9

Whitsun Plan – Country Chic Elevation

**ROBUCK**  
**HOMES** *Since*  
*1926*

# Exterior

Trim

SW 7005  
Pure White



Painted Brick /  
Siding



Shingle Roof



Gutters



Metal Roof

# Interior



Rockport Doors



All interior door color

Summit Gray SW 7669

Trim

SW 7005  
Pure White

SW 7647  
Crushed Ice



Master Suite Paint Color


Samovar Silver SW 6233



# Owners Luxury Bathroom



White Vanity Cabinet



Quartz Countertops



Shower wall and main floor tile



# Kitchen




White Cabinet



Island Cabinets

Backsplash



Quartz Countertop




Faucet



# Scullery



Backsplash



Quartz Countertops



# Laundry Room



Quartz Countertops



12x24 Tile floor


# Powder Bath



Vanity Cabinet



Quartz Countertops





# Hall Bathroom 2<sup>nd</sup> Floor




Outerspace Vanity Cabinet

Shower Wall



Quartz Countertops



Main floor tile



# Buddy Bathroom



White Vanity Cabinet



Shower Wall




Quartz Countertops



Main floor tile



# Basement Bathroom




Shower Walls



Shower Floor



Bathroom Floor



Quartz Countertops



# Basement Rec Room



Faucet

Quartz Countertop

